

## Modello SP 28\_CE

The “technicity” of the metal element combined with the blown glass diffuser gives Tread an “industrial” style. An object reminiscent of vintage electrical equipment for its particular shape, in which the finned heat sink, combined with blown glass, becomes a distinctive element. Tread creates an avant-garde and stylish atmosphere by combining crystal, smoky, burned earth and transparent old green glass with copper, gold and bronze matt finishes.

### GLASS FINISH



**CR**  
crystal



**FU**  
smoky




**TB**  
burned earth




**VA**  
old green


### FRAME FINISH




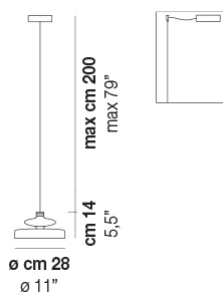
**BHS**  
matt bronze 3



**BKS**  
matt gold 3



**RAS**  
matt copper 1



TREAD SP 28 CR BKS L22 CE

### LIGHT SOURCES

1x12W 35V LED 2700 K 12 W 1500 lm DIM2 Phase Cut  
1x12W 35V LED 2700 K 12 W 1500 lm DIM3 0-10V, Push  
1x12W 35V LED 3000 K 12 W 1600 lm DIM2 Phase Cut  
1x12W 35V LED 3000 K 12 W 1600 lm DIM3 0-10V, Push

### TECH DATA

IP20

VOLUME: Mc 0,05

PACKAGE: N.1

NET WEIGHT: Kg 2,70

GROSS WEIGHT: Kg 4,00

### CERTIFICATIONS

EU Cert



International Cert